

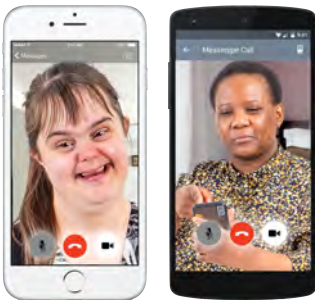


zoom

How to guide: Zoom



Zoom is a great way to stay connected with friends, family, and people you can't meet up with in person.



Zoom allows you to call or video chat a person or a group of people.



It is free to call or video chat people who also use Zoom.

How to get Zoom



To use Zoom you will need to set it up on ONE of these devices:



**Desktop
Computer**



Laptop



Smartphone



Tablet

How to sign up to Zoom

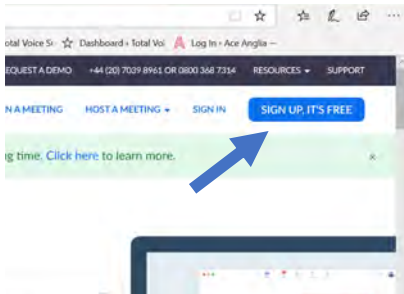


Some people will need some support to set up Zoom. This could be from a friend, family member, support worker/carer or someone else you trust.

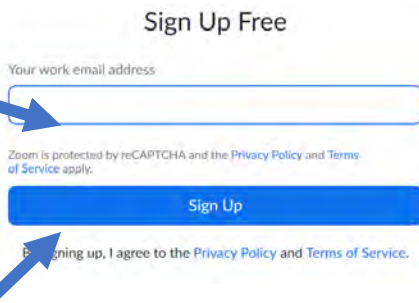


Step 1: Type www.zoom.us/ into the address bar or search zoom on the internet.

How to get Zoom



Step 2: To get Zoom, click 'SIGN UP, IT'S FREE' in the top right corner of the screen.



Step 3: Enter your email address and click sign up.



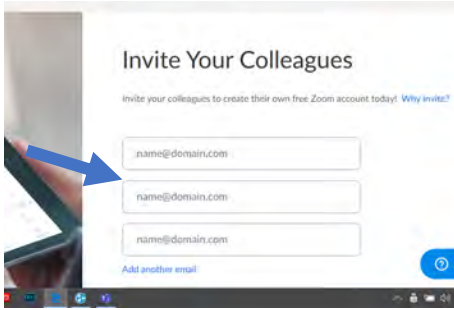
Step 4: Go to your email inbox, click on the email from zoom and follow instructions on screen.



Step 5: Enter your name and create a strong password. Get help creating a strong password here:

www.tinyurl.com/ugw4qf3

How to get Zoom



Step 6: You can invite other people to use zoom by entering their email addresses or you can click 'skip this step'.



Step 7: You can test Zoom video to make sure your camera and sound is working, or you can 'skip this step'.

Sign In

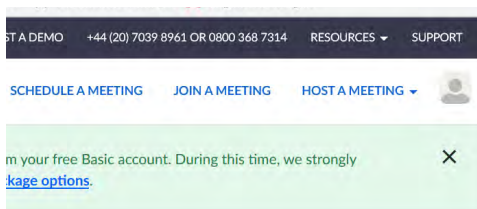
Email address

Password

[Forgot password?](#) Stay signed in

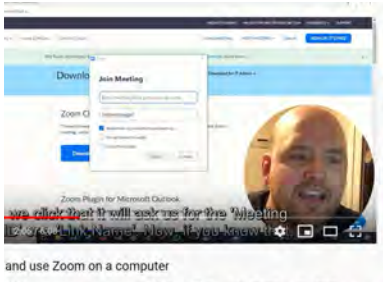
[Sign In](#)

Step 8: Sign in using your email address and the password you created.



Step 9: You can then join or host meetings.

How to get Zoom



Step 10: For more information on how to do this watch this video:
www.youtube.com/watch?v=zhBd30l1prg

How to get Zoom

How to get the app on your smartphone or tablet




Step 1: Go to the place where you get new apps from and search Zoom.



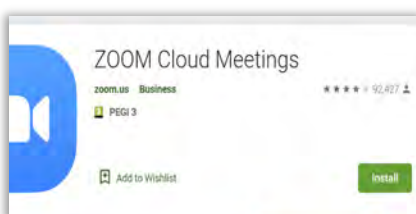
Google Play on Android phone or tablet



AppStore on iPhone or iPad

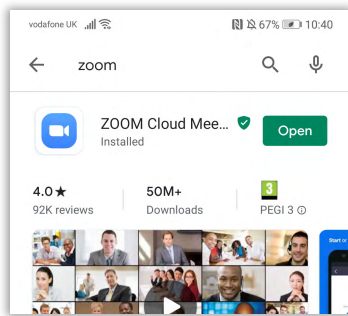


Step 2: Search Zoom.



Step 3: Click install.

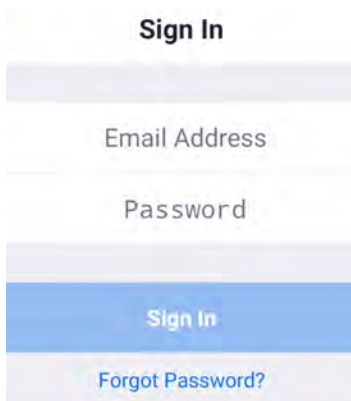
How to get Zoom



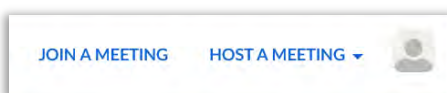
Step 4: Open the app.



Step 5: Join a meeting if you have the meeting id that the host or person who set up the meeting gave you.



Step 6: Or sign in using your email and password.



Step 7: You can then join or host your own meetings.

Made by



Ace Anglia



www.aceanglia.com



info@aceanglia.com



01449 678 088